

# Resolución de Problemas y Algoritmos

## Instalación de Lazarus

Año 2014



Departamento de Ciencias e Ingeniería de la Computación  
Universidad Nacional del Sur  
Bahía Blanca - Argentina

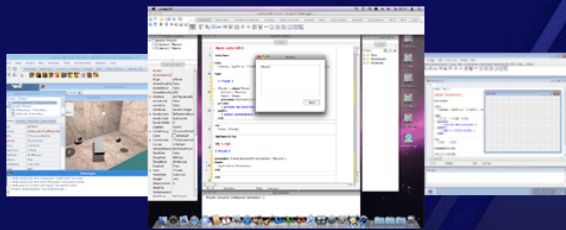
# Descarga de Lazarus

<http://www.lazarus.freepascal.org/>

Seleccione la opción **Download Now** y descargue la versión que corresponda a su sistema operativo.



[HOME](#) [ABOUT](#) [SCREENSHOTS](#) [FAQ](#) [FEATURES](#) [DOWNLOADS](#) [FORUM](#) [WIKI](#)



## Lazarus

The professional Free Pascal RAD IDE

- Cross platform
- Drag & Drop Form Designer
- Open source (GPL/LGPL)
- Delphi converter

[Download Now](#)

For Windows 64 bit | [Other](#) ▾

### What is Lazarus?

Lazarus is a Delphi compatible cross-platform IDE for Rapid Application Development. It has variety of components ready for use and a graphical form designer to easily create complex graphical user interfaces.

[Learn more...](#) [Wikipedia](#)

### What can it do?

You can create your own open source or commercial applications. With Lazarus you can create file browsers, image viewers, database applications, graphics editing software, games, 3D software, medical analysis software or any other type of software.

[See Application Gallery](#) [Why use it?](#)

### Where to learn?

Lazarus has a huge community of people supporting each other. It include scientists and students, pupils and teachers, professionals and hobbyists. Our wiki provides tutorials, documentations and ideas. Our forums and mailing-list offer a space to ask questions and talk to users and the developers.

[Start Learning](#) [Books](#) | [Online Tutorials](#)

### Recent Announcements

#### Lazarus 1.2 Release - March 04, 2014, 03:57:11 pm

The Lazarus team is glad to announce the release of Lazarus 1.2. This release was built with fpc 2.6.2. Here is the list of c...

[Learn more...](#)

#### Announcement: RC2 for the upcoming Version 1.2. - January 13, 2014, 06:49:18 pm

The Lazarus team would like to announce the second Release Candidate for the upcoming Version 1.2. We invite all users to test ...

[Learn more...](#)

### Highlights

- Open Source
- Written in Pascal for Pascal
- Cross-platform
- Over 200 Components
- Many Frameworks



## Downloads

---

You can download Lazarus 1.2.0 which is accompanied by FPC 2.6.2 from this page.

Lazarus is cross platform and supported on various platforms. Choose your platform to go to the corresponding page:

### Windows

- [Windows \(32 Bits\)](#)
- [Windows \(64 Bits\)](#)

### Linux

#### DEB Releases

- [Lazarus Linux i386 DEB \(32 Bits\)](#)
- [Lazarus Linux amd64 DEB \(64 Bits\)](#)

#### RPM Releases

- [Lazarus Linux i386 RPM \(32 Bits\)](#)
- [Lazarus Linux x86\\_64 RPM \(64 Bits\)](#)

### Mac OS X

- [Lazarus Mac OS X i386 \(32 Bits\)](#)
- [Lazarus Mac OS X powerpc](#)

### Sources

#### [Lazarus Zip - GZip](#)

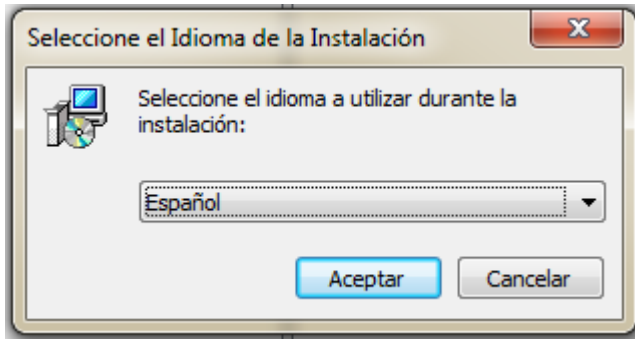
### Other Downloads

For other downloads, check: [The SourceForge Project page](#)

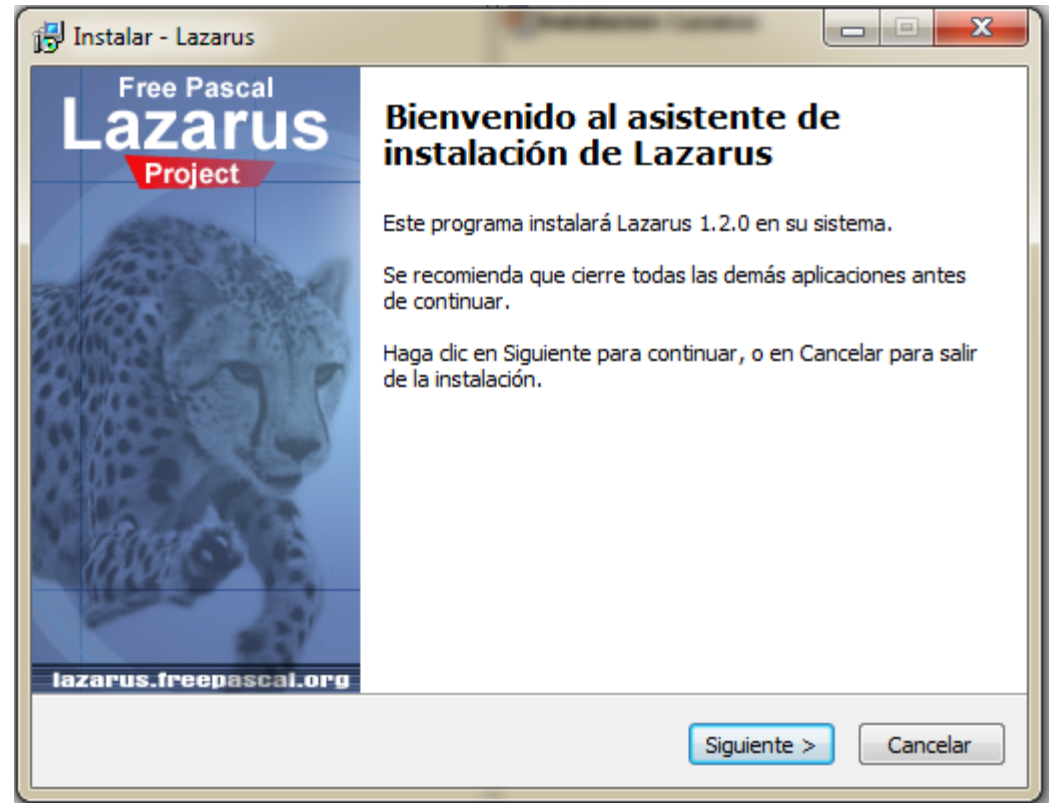
### Daily Snapshots

# Instalación de Lazarus - 1

- **Ejecutar el archivo descargado.**

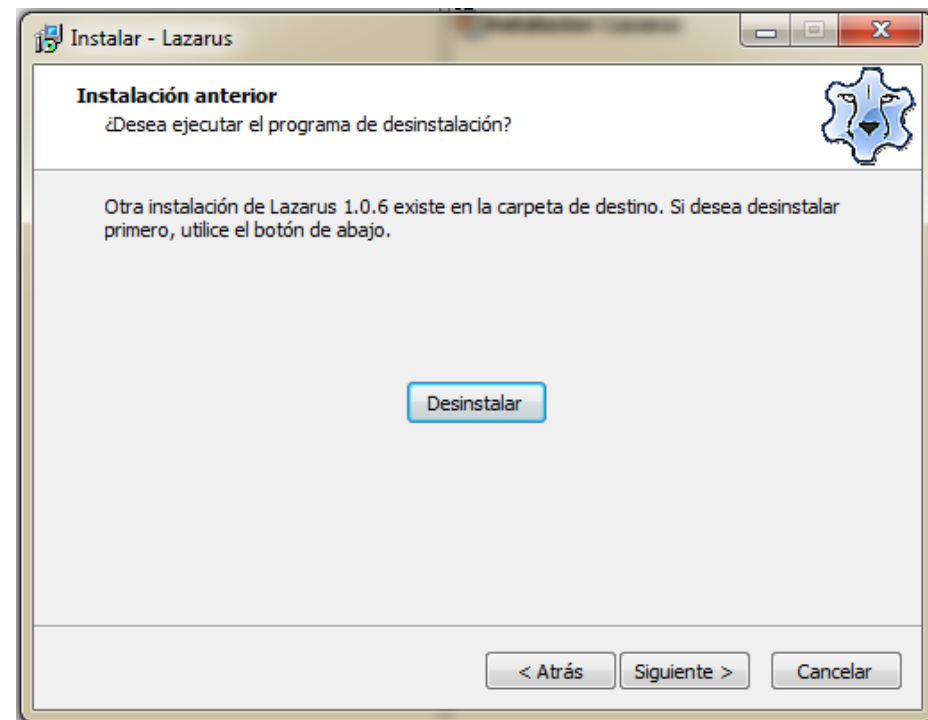
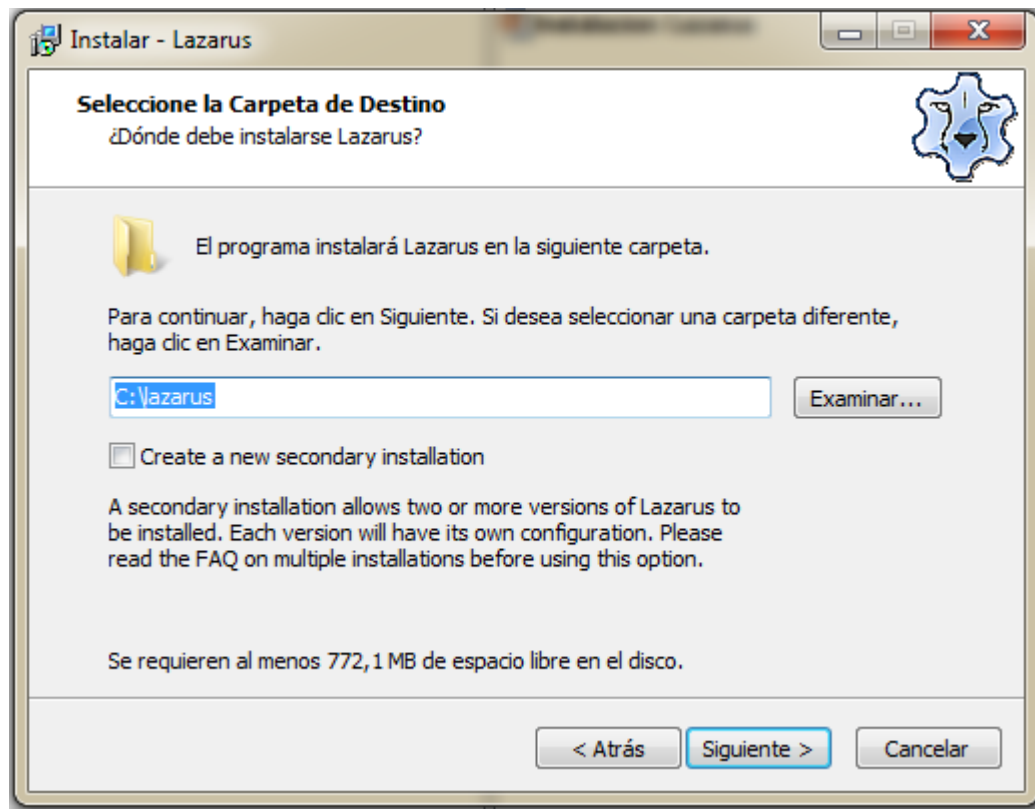


1. **Seleccione el idioma deseado durante la instalación.**



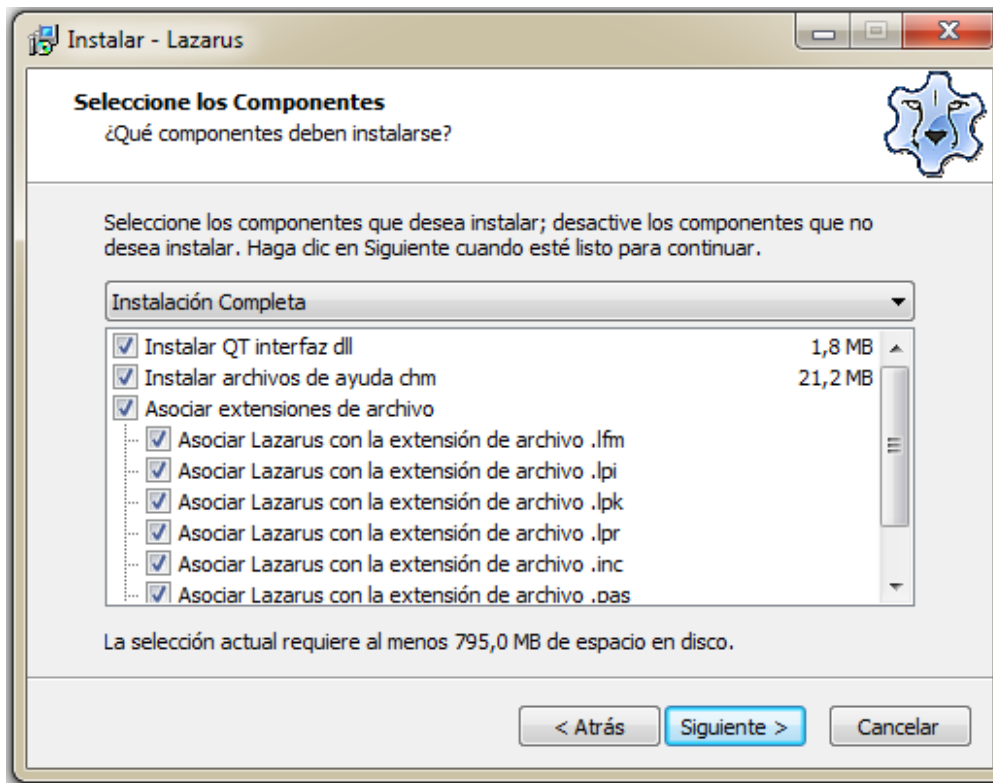
2. **Presione el botón **Siguiente**.**

# Instalación de Lazarus - 2

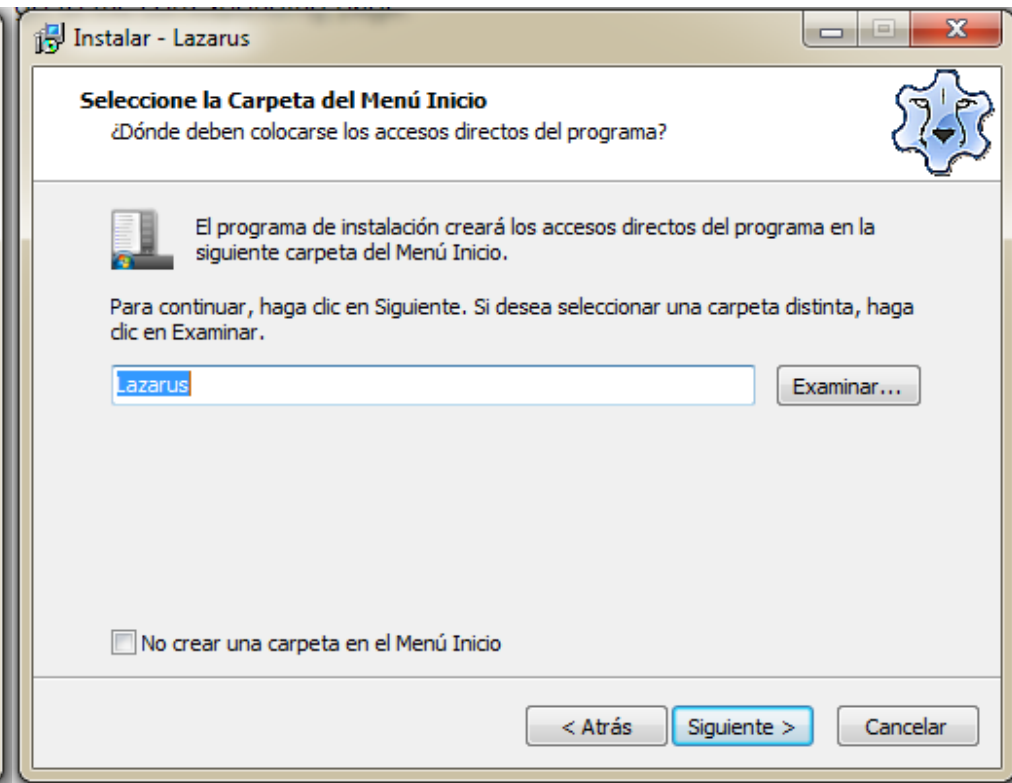


**3. Seleccione donde instalará Lazarus. Recomendamos instalar en la carpeta por defecto (default) o en alguna que no contenga espacios ni caracteres especiales. Presione **Siguiente** para continuar o **Atrás** para volver.**

# Instalación de Lazarus - 3

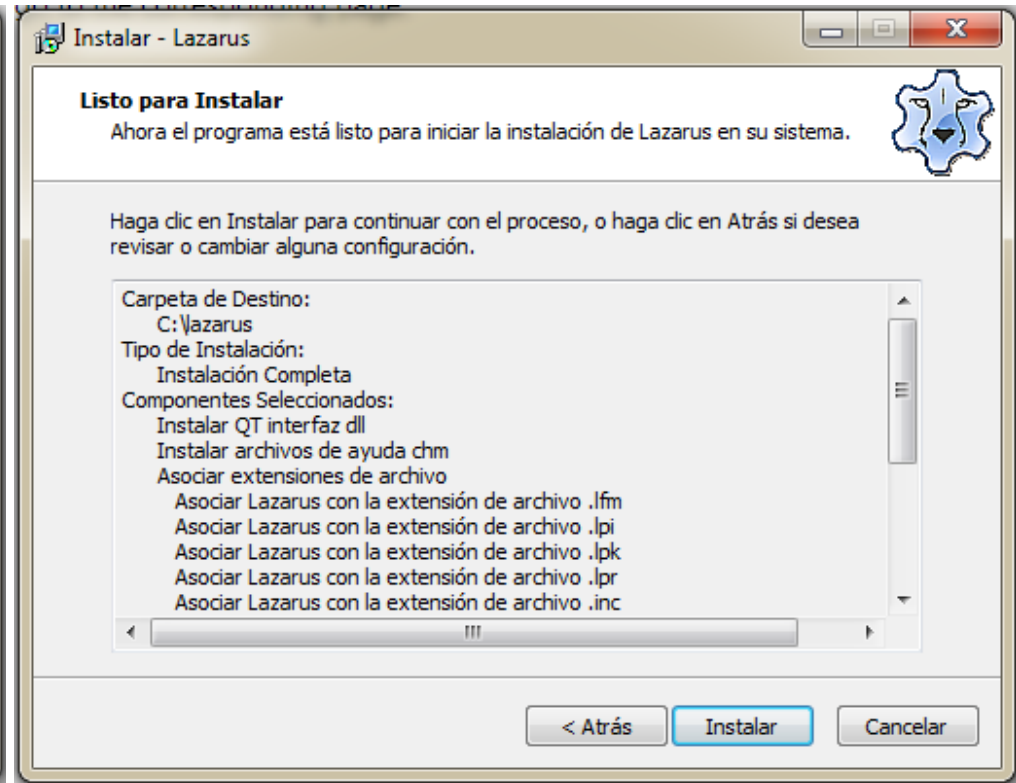
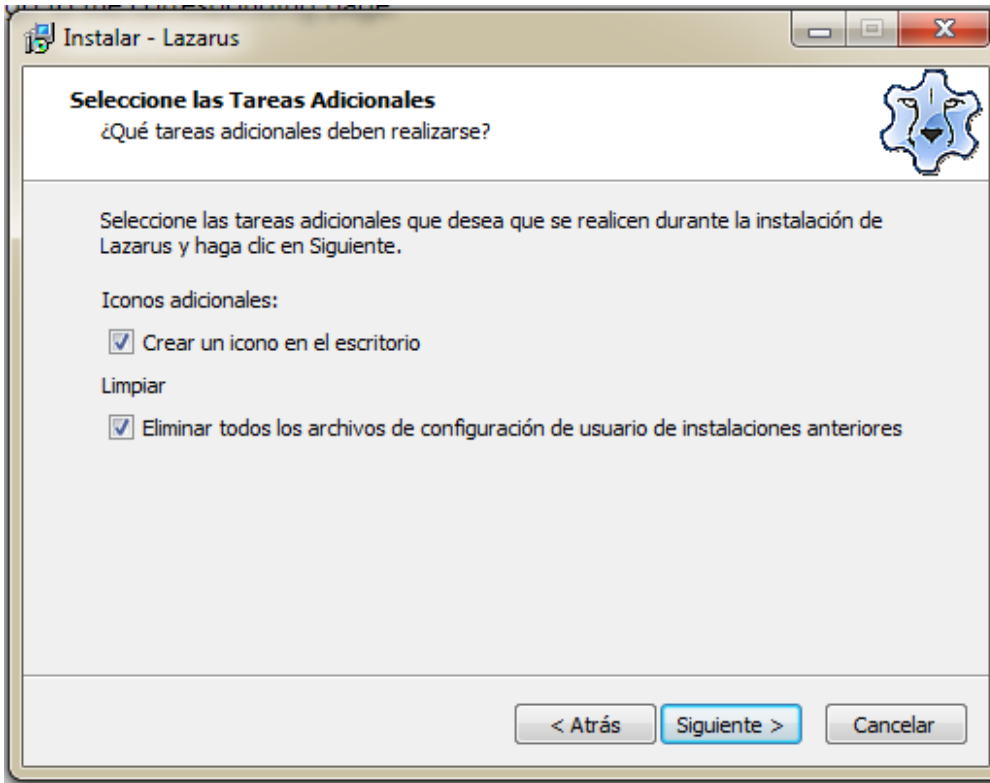


**4. Seleccione los componentes a instalar. Sugerimos realizar una instalación completa. Presione el botón **Siguiente**.**



**5. Seleccione donde se crearán los accesos directos. Recomendamos dejar la opción por defecto (default) y presione el botón **Siguiente**.**

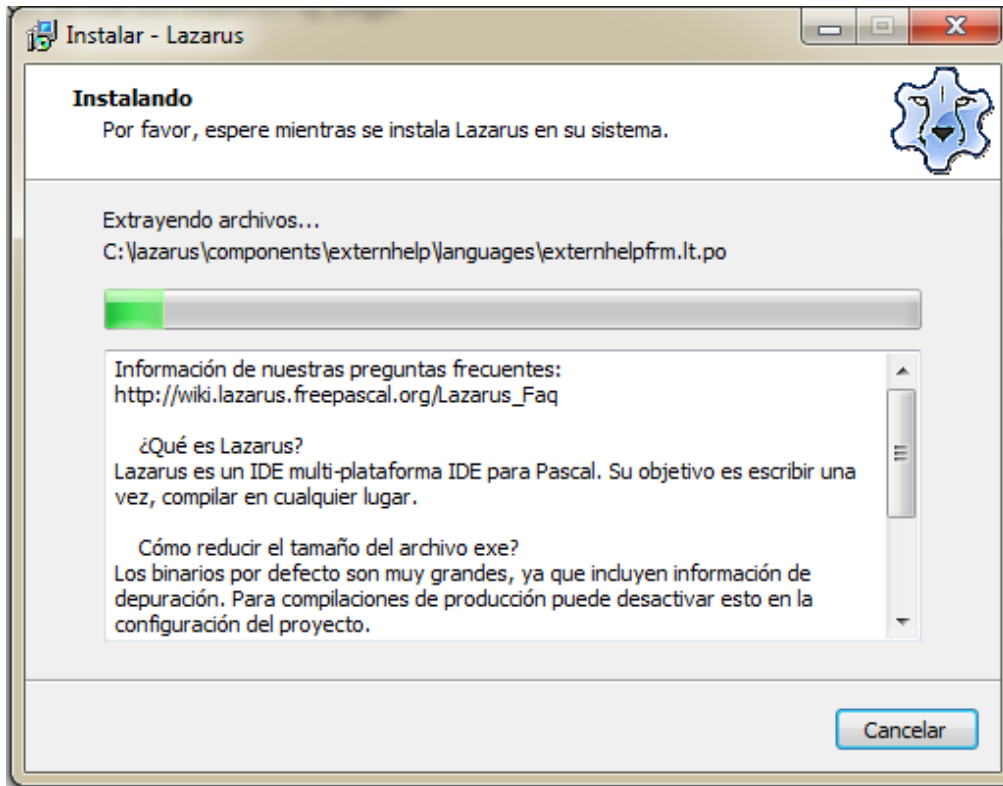
# Instalación de Lazarus - 4



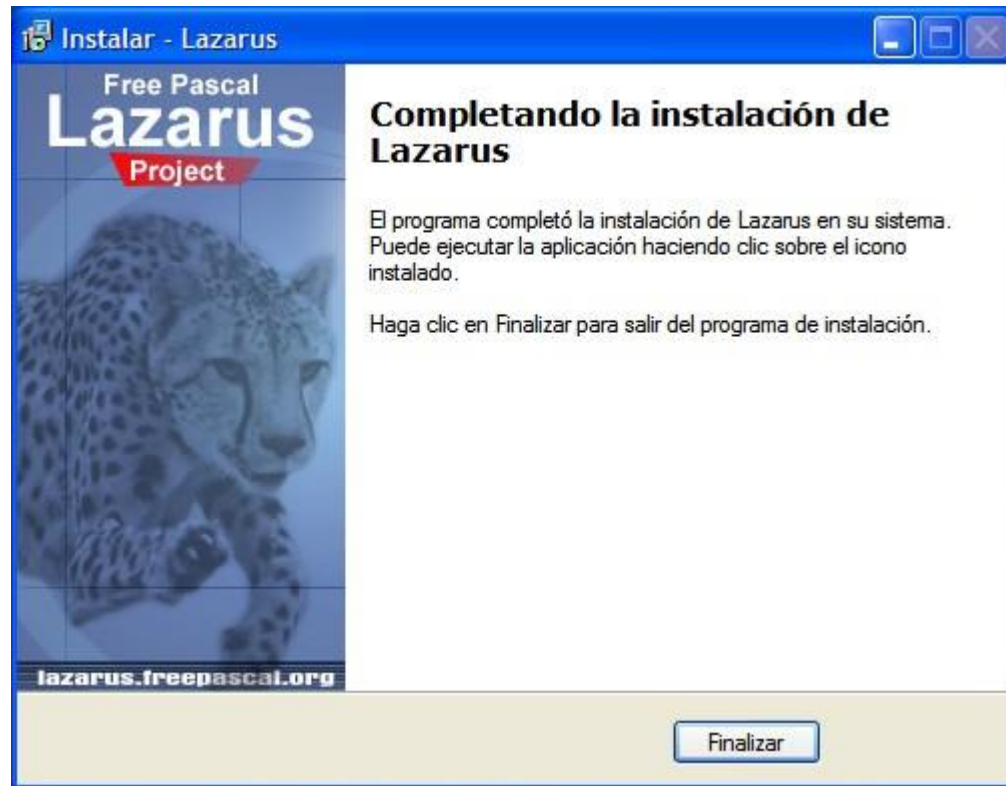
6. Si desea crear un icono en el escritorio realice selección de la opción. Luego presione el botón **Siguiente** o en caso de querer modificar algo presione **Atrás**.

7. Verifique que las opciones son las deseadas, sino presione **Atrás**. En caso que todo se encuentre bien presione **Instalar**.

# Instalación de Lazarus - 5



**8. Espere hasta que finalice la instalación. Si ocurre algún error, intente desinstalar y luego vuelva a realizar todos los pasos nuevamente.**



**9. Cuando termine la instalación aparecerá la siguiente ventana en la cual sólo se podrá presionar **Finalizar**.**